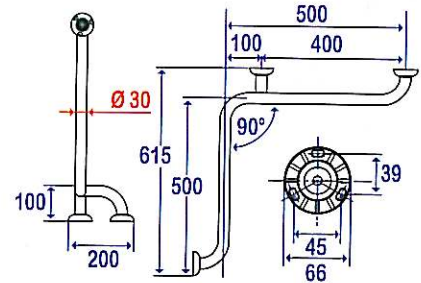




**Barre d'appui angle intérieur 90°**

Platines résine de synthèse.



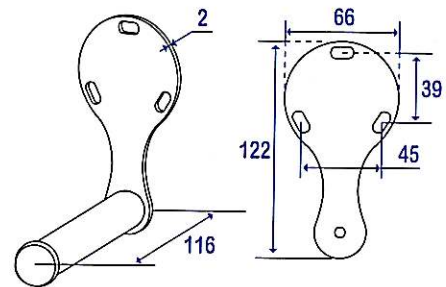
S

049250




**Porte papier**

adaptable sur les barres aluminium



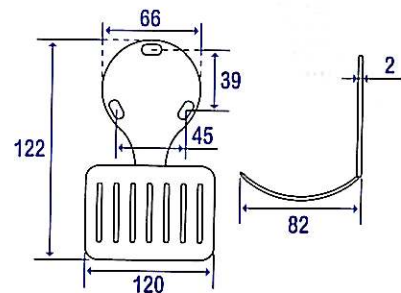
B

049320



**Porte savon**

adaptable sur les barres aluminium



B

049321